

### Ready...

A song introduces the topic of the chapter.

### steady...

The key words of the topic are presented in the picture vocabulary.

### ...go!

The go! section practises key communicative skills. Pupils can also practise the vocabulary by switching the underlined words to ones in the picture vocabulary.

## 3 Ready...

### Do you have a pet?

Do you have a pet?  
Yes, I do.  
I have a dog  
And it says "woof".

Do you have a pet?  
Yes, I do.  
I have a cat  
And it says "meow".

Do you have a pet?  
Yes, I do.  
I have a fish  
And it says "glub".



## steady...



a cat  
[kæt]

a dog  
[dɒg]



a rabbit  
[ræbɪt]

a hamster  
[hæmstə(r)]

a rat  
[ræt]



a goldfish  
[gəʊldfɪʃ]

a snake  
[sneɪk]

a tiger  
[taɪgə(r)]



a lion  
[laɪən]



a zebra  
[zebrə]



an elephant  
[elɪfənt]



a giraffe  
[dʒɪ'rɑ:f]

## ... go!



## Go ahead!



a mouse  
[maʊs]



a pony  
[pəʊni]



a lizard  
[lɪzəd]



a spider  
[spaɪdə(r)]



a monkey  
[mʌŋki]



a crocodile  
[krɒkədail]

The spread can also be used to differentiate downward by leaving out the *Go ahead!* words.

### Go ahead!

The *Go ahead!* words differentiate upward. Pupils can practise them in the Activities book.



The texts are compelling and exciting.

Pupils improve their visual literacy by first examining the illustration.

### 3 So many animals!

Simon has a new friend. His name is Tom.

SIMON: Do you have a pet, Tom?

TOM: No, I don't. But I love animals. Do you have a pet?

SIMON: Yes, I do. I have a cat. His name is Charlie.

EMMA: And I have a rabbit. Her name is Poppy.

TOM: Listen! Open your book, Simon!

EMMA: Look! A snake.

TOM: Wow! Cool!

SIMON: Now you have a pet, Tom. A black snake.

EMMA: And two dogs, a goldfish, eight hamsters...

TOM: So many animals!

SIMON: A tiger, a zebra, an elephant,  
a giraffe, a lion... You have a zoo!

TOM: Oh no. Your phone, Simon!

EMMA: And my football!

TOM: Close your book, quick!



High  
five!

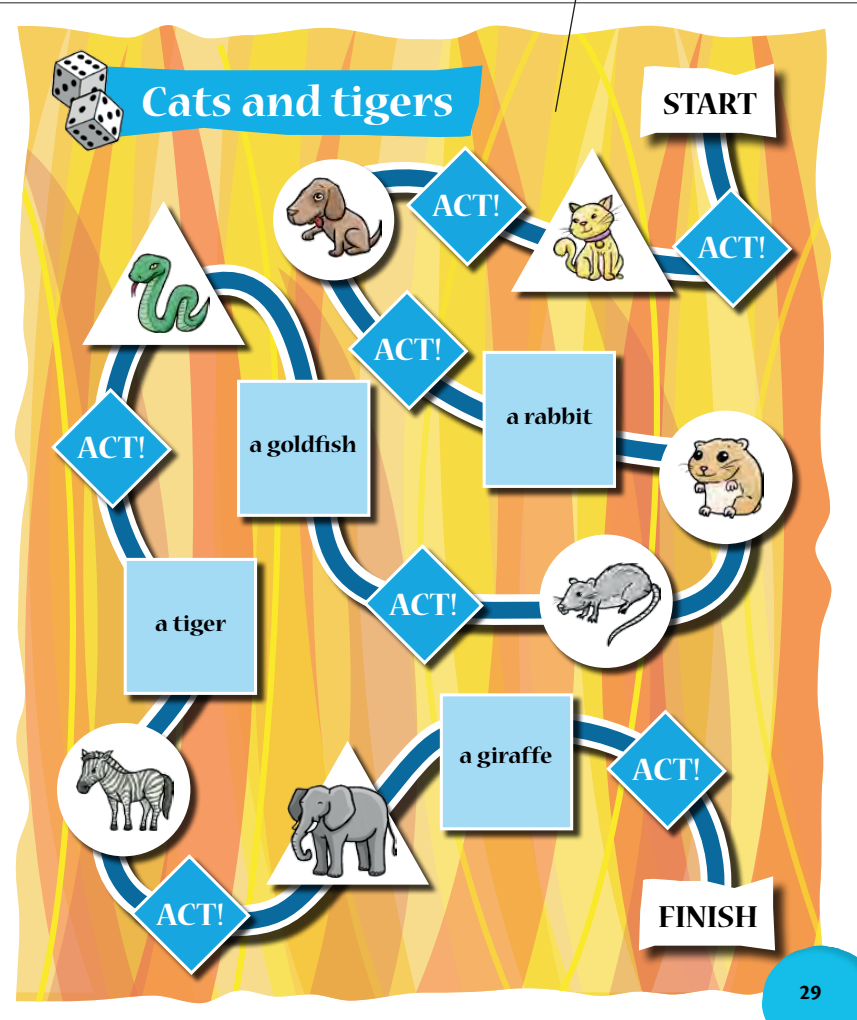
Rosie the Rat and Charlie the Cat  
encourage pupils to take part in the  
discussion.



**Action!**


Chants are a fun, memorable way to introduce the grammar topic.

Each chapter includes a game that encourages pupils to learn together. The game revises the vocabulary and grammar presented in the chapter.



Every fourth chapter is a review chapter.  
Here pupils revise the key contents of  
the unit with Charlie and Rosie.


## 4 Rattingham Palace




**ROSIE:** This is Rattingham Palace. Welcome! Please, come in.  
**CHARLIE:** Thank you.




**ROSIE:** Charlie, this is my mum and this is my dad.  
**LADY RATTINGHAM:** Good afternoon.  
**LORD RATTINGHAM:** Nice to meet you.  
**CHARLIE:** Nice to meet you, too.



**ROSIE:** I have ten sisters.  
**CHARLIE:** And how many brothers?  
**ROSIE:** I have seven brothers.  
**CHARLIE:** Wow! You have a big family.



**BABY SISTER:** What's that? It's white and yellow.  
**BABY BROTHER:** Is it a giraffe?  
**BIG SISTER:** No, it's not. I know! It's a tiger.  
**CHARLIE:** I'm not a tiger. I'm a cat.



**BABY SISTER:** A cat? Are you angry?  
**BABY BROTHER:** Are you wild?  
**CHARLIE:** No, I'm not.  
**ROSIE:** He's not angry. He's very friendly.

